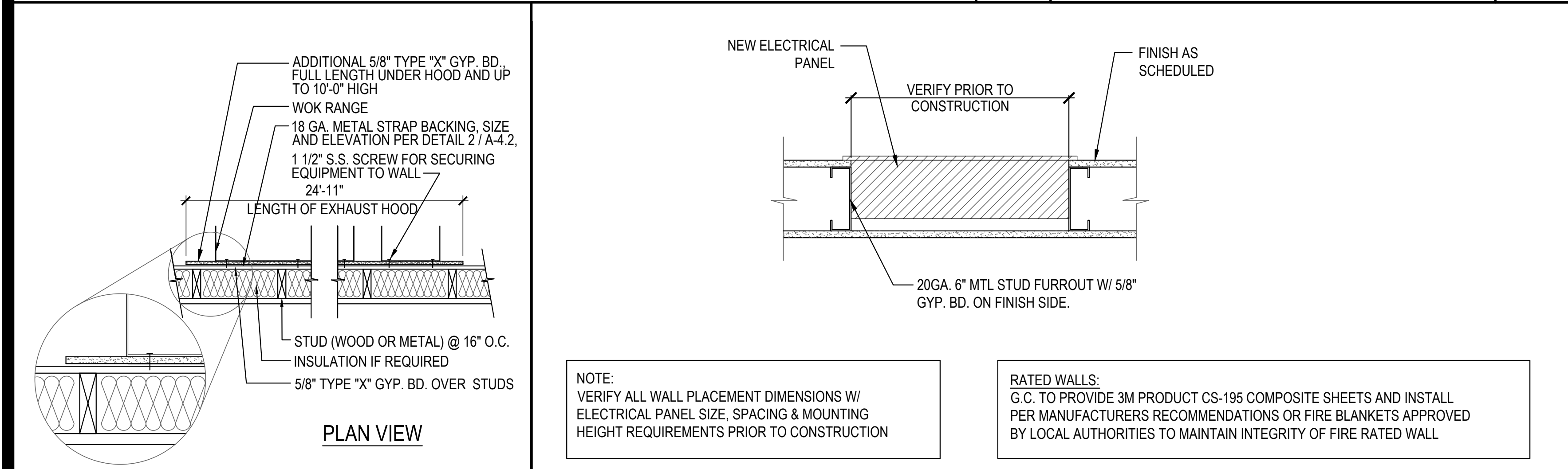
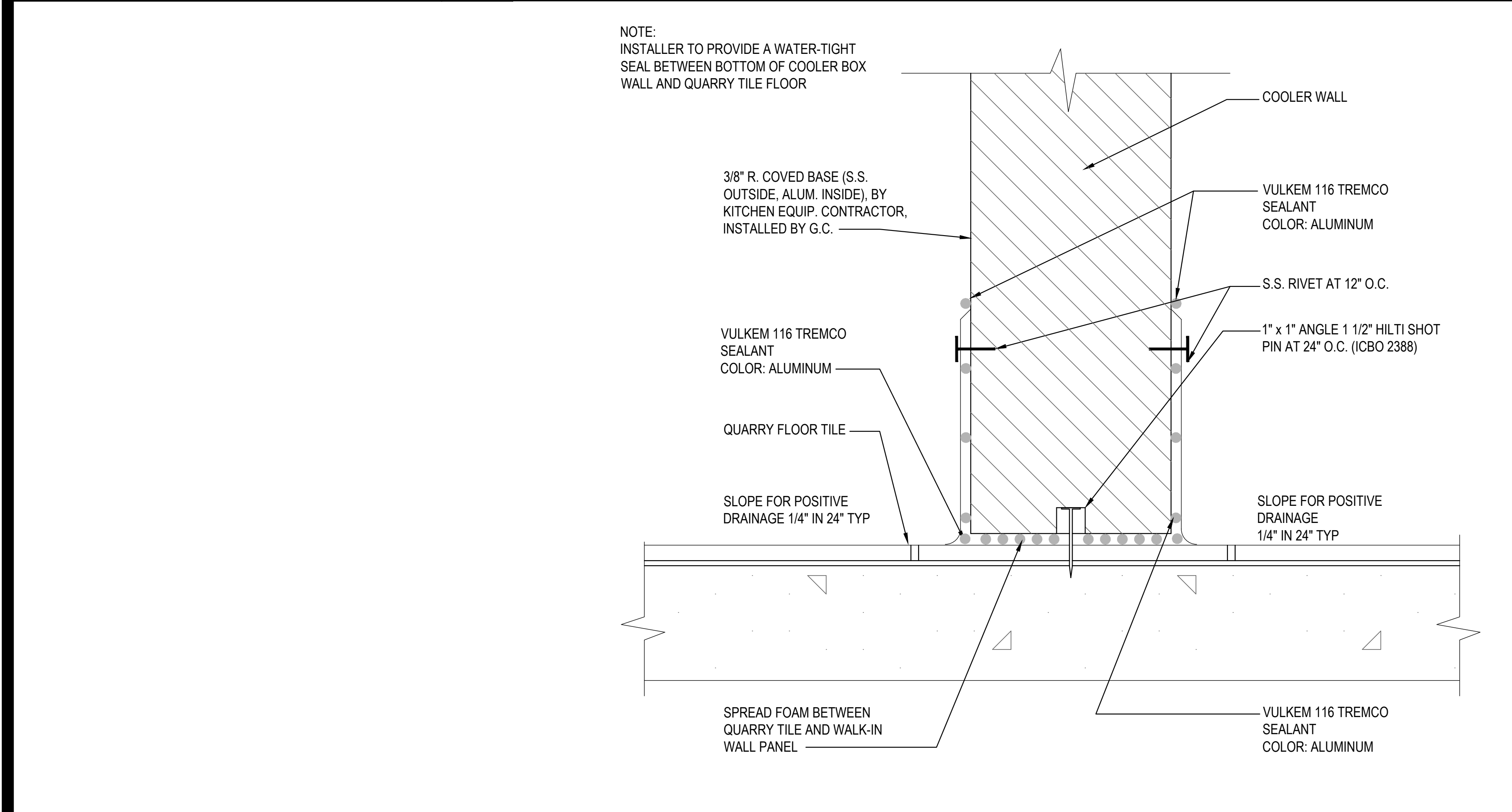


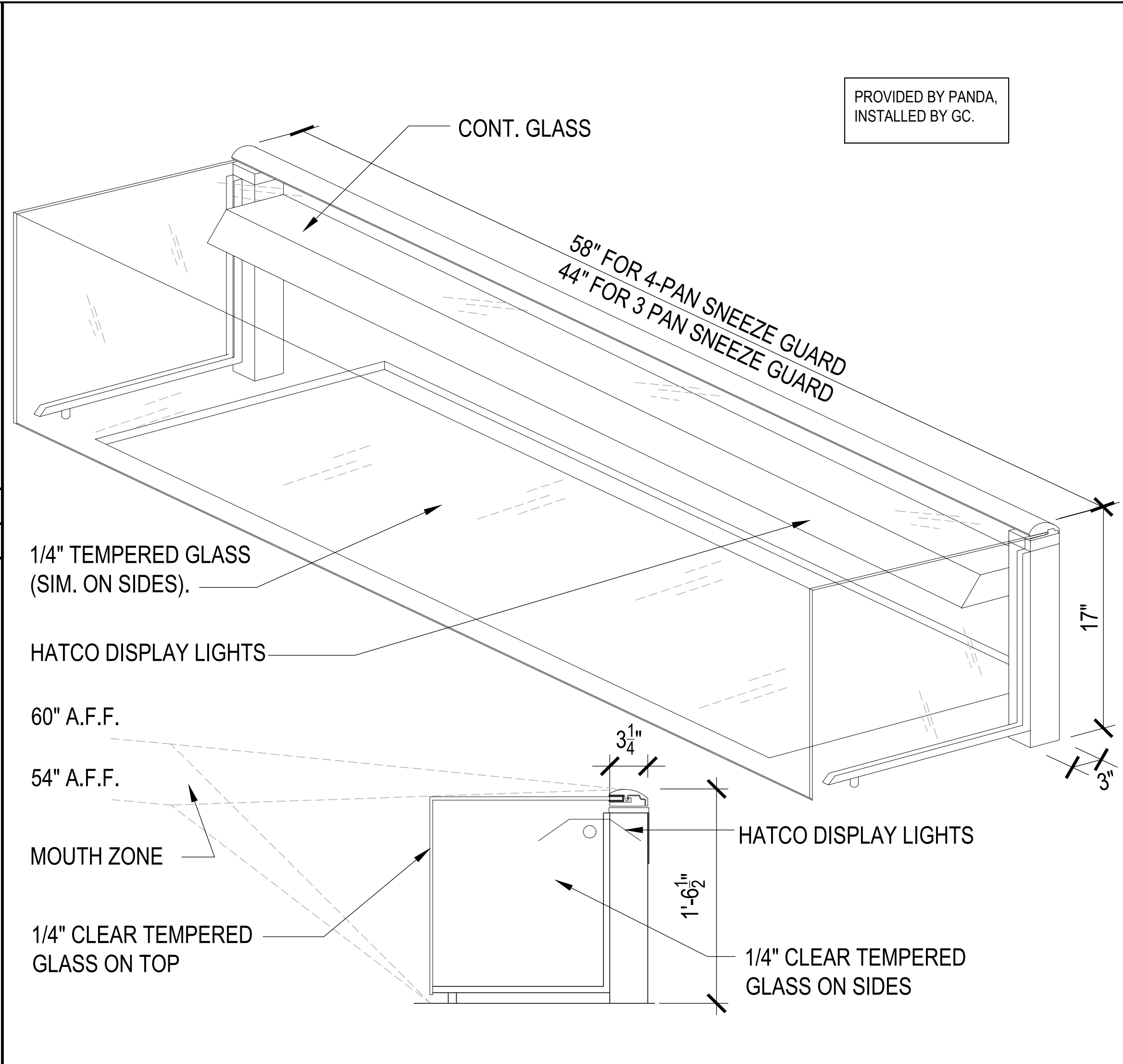
WALL BASE @ WALK-IN STUD WALL	16	METAL STUD CONNECTION	12
Scale: 3" = 1'-0"	A-405	NOTE: WHERE APPLICABLE	Scale: 1-1/2" = 1'-0"



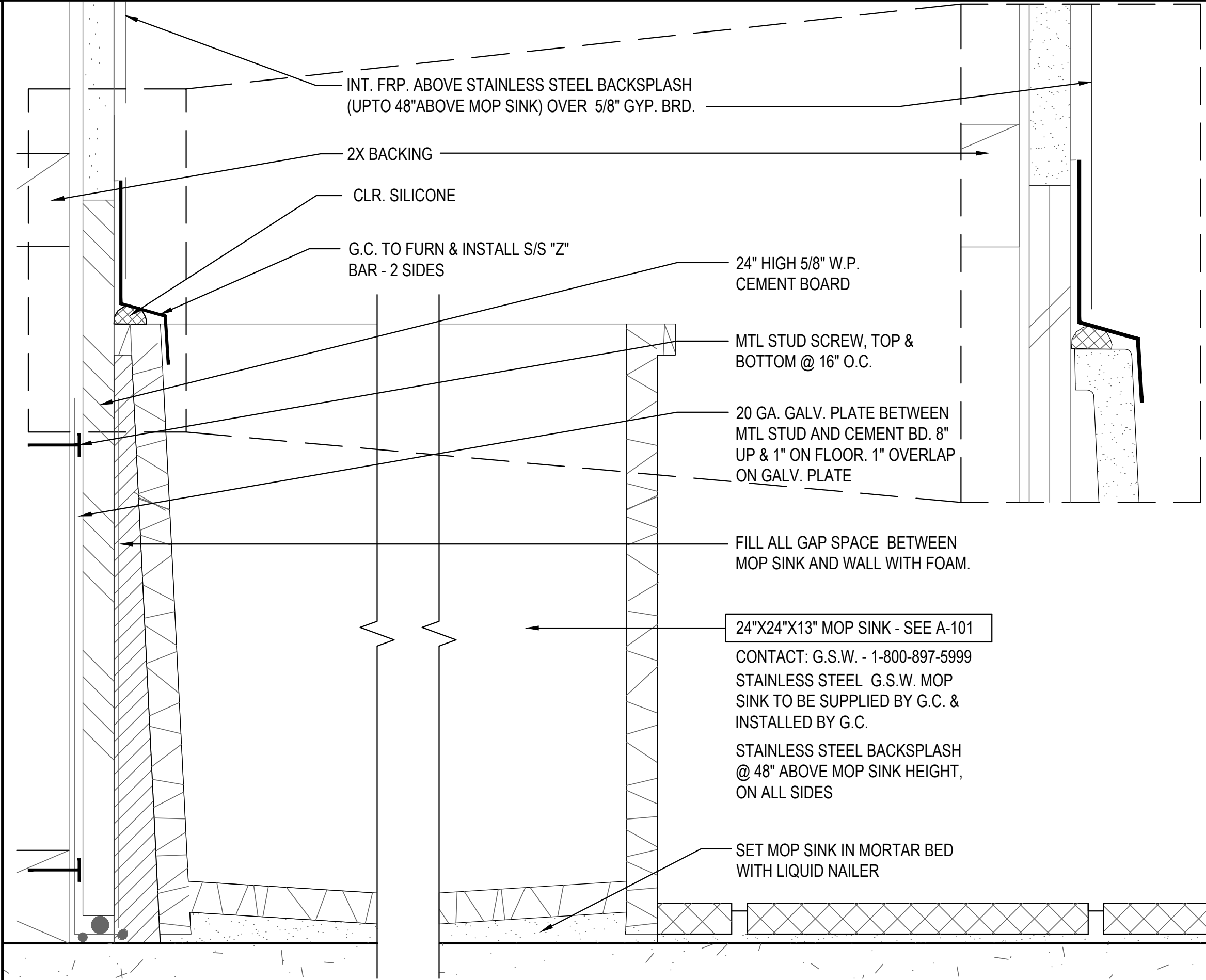
GYP. BOARD BEHIND COOKLINE	15	ELECTRICAL PANELS DETAIL (WHERE APPLICABLE)	11
SCALE: NTS	A-405	Scale: 1-1/2" = 1'-0"	A-405



WALK-IN COOLER BASE	9
Scale: 1/2" = 1'-0"	A-405



SNEEZE GUARD SECTION	3
Scale: NTS	A-405



MOP SINK	1
SCALE: 6" = 1'-0"	A-405



PANDA RESTAURANT GROUP INC.  
1683 Walnut Grove Ave.  
Rosemead, California  
91770  
Telephone: 626.799.9898  
Facsimile: 626.372.8288

All ideas, designs, arrangement and plans indicated or represented by this drawing are the property of Panda Express Inc. and were created for use on this specific project. None of these ideas, designs, arrangements or plans may be used by or disclosed to any person, firm, or corporation without the written permission of Panda Express Inc.


REVISIONS:		
PLAN REVIEW COMMENTS	03/26/2021	
PLAN REVIEW COMMENTS	04/22/2021	

ISSUE DATE:		
1	95% SUBMITTAL	01/11/2021
2	100% SUBMITTAL	04/16/2021
3	100% RESUBMITTAL	05/14/2021
4	FINAL SUBMITTAL	06/08/2021

DRAWN BY: STAFF

PANDA PROJECT #: D7395  
ARCH PROJECT #:

**GARY WANG**  
& ASSOCIATES, INC.  
1000 Corporate Center Dr., Ste. 550  
Monterey Park, CA 91754  
TEL: (626) 288-6898 FAX: (626) 768-7101  
http://www.garywang.com



PANDA EXPRESS

ROBINS AFB SHOPPING CENTER  
ROBINS AFB, GA

**A-405**

ARCHITECTURAL  
DETAILS

BID SET - 2021/06/28